

# Domestic Fans

FANS FOR  
DOMESTIC  
AND LIGHT  
COMMERCIAL  
APPLICATIONS

Super quiet  
High air flow  
Wall mounting  
Ceiling mounting  
Roof space  
Ceiling void



## VES DOMESTIC FANS

*part of a complete range of innovative,  
flexible products from the HVAC experts*

# Domestic Fans

## Why choose VES

VES have been supplying products for the HVAC industry for over 40 years, and have the in-depth knowledge and resources to provide solutions to all ventilation related requirements. We are a substantial British manufacturing company with over 250 employees, several factories plus a regional base in the north of England, and sales engineers located throughout the UK.

## Complete range of products

The product range encompasses all types of ventilation products, including those required for commercial, industrial, public and domestic buildings. The emphasis is on low energy products and sophisticated controls to meet the requirements of the Building Regulations.

The range extends from a small bathroom extract fan up to a mighty central station air handling unit.

There are specialist heat recovery units, high temperature fans for kitchen hood extract; duct, wall, ceiling and roof units; low noise products and silencers; fitted controls.

## High quality, flexible solutions

VES operate a quality assurance system to ISO 9001, monitored by the BSI. The air movement products are tested in house to BS 848 Part 1, and submitted for external testing and approval when necessary.

VES specialise in bespoke designs for ventilation units, and whatever the issue, be it space, noise, temperature etc, can provide a design solution to meet the requirements of the project.

## Superior customer service

From the moment we receive your enquiry to delivery and beyond, we have the people in place to give excellent customer service. The VES after sales service covers the whole of the UK and is among the best in the industry.

## Experience and expertise

VES employ a range of experts in disciplines including air movement, noise control, air conditioning, controls, electrics and product refurbishment, and we have key staff who have worked at VES for many years.

## Manufactured in the UK

VES has over 12000m<sup>2</sup> of manufacturing and stores space, and has state of the art sheet metalworking equipment, plus a large powder coating plant. VES also has a substantial controls department, and makes components such as dampers and electric heaters in-house. This not only provides employment for local people, but also many suppliers around the UK.



Better air for the built environment

## VES offer a wide choice of small fans for n




Solving moist, stuffy and stale air problems in modern air tight homes.



Reducing damp and humidity; major contributors to asthma, allergies and respiratory conditions.



Removing airborne smells and contaminants.

	ZONE 2 Bathroom / WC / Zone 2	ZONE 1 Shower / Zone 1	Domestic Kitchen	Utility Room
 POLO	•			•
 FALA	•	•		
 EURO	•		•	•
 TURBO	•		•	•
 MERA				
 VENA				
 LIMPET				•

# many domestic and commercial applications

Reducing energy, whilst optimising performance.



Quiet products for peaceful environments.



## Introduction

VES offers a range of stylish fans for domestic, hotel, restaurant and commercial bathrooms, showers and toilets.

VES Domestic Fans are suitable for duct mounting, walls and ceilings. The range does not compromise on style. The Domestic Fan range offers a robust and easy to install alternative for installers, plumbers, consultants and contractors. Where a project requires a mixed use of large commercial air handlers and small fans, then VES offers a true one stop shop.

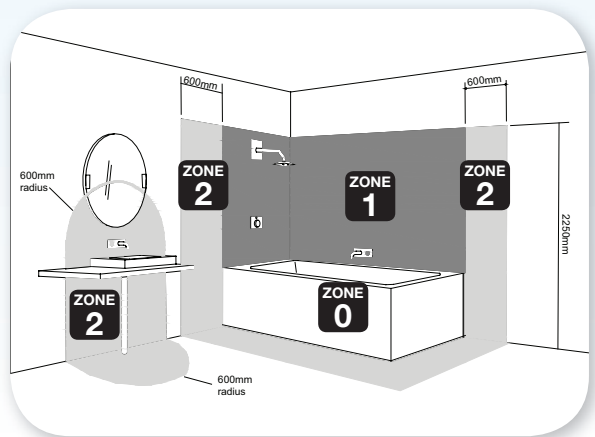
Everything you expect from a VES Domestic Fan Range:

- ▶ Energy efficient
- ▶ Quiet operation
- ▶ Stylish designs for home and business
- ▶ High quality and robust
- ▶ Wall mounting models
- ▶ Ceiling mounting models
- ▶ Suitable for roof space
- ▶ Suitable for ceiling void
- ▶ Various switching options including light circuit, pull cord, run on timer, humidity control and PIR switch

A full range of installation accessories is also available, including cavity wall.

Light Industrial	Changing Room / Canteen / Storage Area	Small Office / Shop / Bar	Washroom / WC / Zone 2	Living Room / Bedroom	Garage / Workshop / Cellar
		•	•	•	•
			•		
			•	•	•
			•	•	•
•	•	•			•
•	•	•			•
•	•	•		•	•

## Bathroom Zones



### Contents:

Polo Technical details	4-5
Fala Technical details	6
Euro Technical details	7
Turbo Technical details	8
Mera Technical details	9
Vena Technical details	10
Limpet Technical details	11-13
Installation Kits & Accessories	14-15

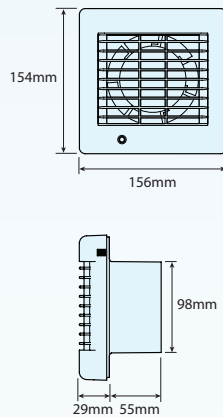
**ZONE  
2**

## POLO 100

### Wall or ceiling mounted fans

This versatile range of fans comes with multiple options, such as PIR, pull cord, run on timers and humidistat. Suitable for bathrooms and toilets.

- Suitable for domestic use and commercial applications such as hotel bathrooms and office toilets, including Zone 2, they can be installed at any angle in wall or ceiling (excluding POLO 100/PC).
- These fans meet the Building Regulations requirements of 15 L/s intermittent operation (Part F) airflow for bathrooms and WC's.
- All units have a neon running light.



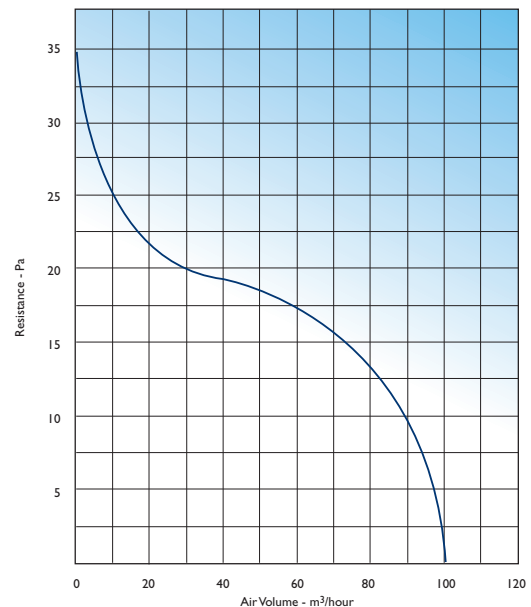
### Technical Details

- ▶ 230V AC @50Hz, 1 phase supply
- ▶ Motor 15 watts, 0.10 amps, double insulated, earth not required
- ▶ Motor protection rating 1PX4 all units except POLO 100/HM which is IPX2
- ▶ Fan speed 2650 RPM
- ▶ Air volume 100m<sup>3</sup>/hr @ FID
- ▶ Ball bearings for long life and installation at any angle
- ▶ Sound level 40 dBA at 1 metre and 34 dBA at 3 metres
- ▶ Specific fan power 0.54 watts/litre/second
- ▶ Maximum operating temperature 40°C
- ▶ Case made from ABS plastic
- ▶ Weight 0.5kg

### Model Features

Features available	Model Number
Basic unit for light switch operation	POLO 100
Pull cord switch	POLO 100/PC
Automatic shutter	POLO 100/AS
Run-on timer adjustable 3 - 23 minutes	POLO 100/AT
Automatic shutter and run-on timer	POLO 100/AS/AT
Humidistat and run-on-timer	POLO 100/HM/AT
Automatic shutter, humidistat and run-on-timer	POLO 100/AS/HM/AT
PIR movement sensor and run-on-timer	POLO 100/PIR/AT
Automatic shutter, PIR movement sensor and run-on-timer	POLO 100/AS/PIR/AT

### POLO 100 Fan Performance



### Installation Kits

Part no.	Items included
DMCWKT100	100mm white wall shutter, 100mm brown wall shutter, 500mm x 100mm wall tube
DMCWKT101	100mm white wall cowl, 100mm brown wall cowl, 500mm x 100mm wall tube
DMDTKT100*	100mm white shutter, 100mm brown shutter, 90° bend, 3 metres x 100mm Aluflex duct, 2 fixing straps, tube connector
DMDTKT101*	100mm white wall cowl, 100mm brown wall cowl, 90° bend, 3 metres x 100mm Aluflex duct, 2 fixing straps, tube connector

\* Excluding POLO 100/PC

See Page 14 & 15  
for Installation Kits  
and Accessories



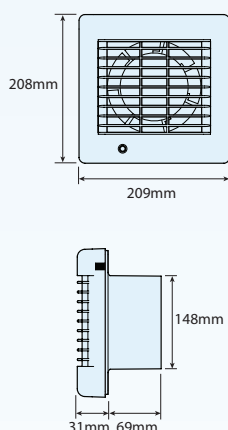
**ZONE  
2**

# POLO 150

## Wall or ceiling mounted fans

For domestic kitchens, utility rooms, larger bathrooms and shower rooms, commercial toilets and small offices.

- Suitable for bath and shower room Zone 2, they can be installed at any angle in wall or ceiling (excluding POLO 150/PC).
- POLO 150 has a particularly low specific fan power at 0.33 watts/litre/second.
- All units have a neon running light.



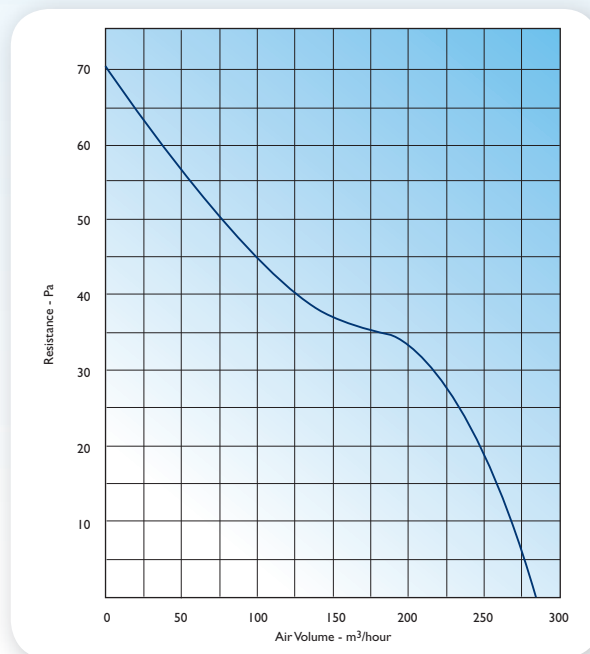
### Technical Details

- ▶ 230V AC @50Hz, 1 phase supply
- ▶ Motor 25 watts, 0.15 amps, double insulated, earth not required
- ▶ Motor protection rating IPX4 all units except POLO 150/HM which is IPX2
- ▶ Fan speed 2650 RPM
- ▶ Air volume 280m<sup>3</sup>/hr @ FID
- ▶ Ball bearings for long life and installation at any angle
- ▶ Sound level 47 dBA at 1 metre and 41 dBA at 3 metres
- ▶ Specific fan power 0.33 watts/litre/second
- ▶ Maximum operating temperature 40°C
- ▶ Case made from ABS plastic
- ▶ Weight 0.7kg

### Model Features

Features available	Model Number
Basic unit for light switch operation	POLO 150
Pull cord switch	POLO 150/PC
Automatic shutter	POLO 150/AS
Run-on timer adjustable 3 – 23 minutes	POLO 150/AT
Automatic shutter and run-on timer	POLO 150/AS/AT
Humidistat and run-on-timer	POLO 150/HM/AT
Automatic shutter, humidistat and run-on-timer	POLO 150/AS/HM/AT
PIR movement sensor and run-on-timer	POLO 150/PIR/AT
Automatic shutter, PIR movement sensor and run-on-timer	POLO 150/AS/PIR/AT

### POLO 150 Fan Performance



### Installation Kits

Part no.	Items included
DMCWKT150	150mm white wall shutter, 150mm brown wall shutter, 500mm x 150mm wall tube
DMCWKT151	150mm white wall cowl, 150mm brown wall cowl, 500mm x 150mm wall tube
DMDTKT150*	150mm white shutter, 150mm brown shutter, 90° bend, 3 metres x 150mm Aluflex duct, 2 fixing straps
DMDTKT151*	150mm white wall cowl, 150mm brown wall cowl, 90° bend, 3 metres x 150mm Aluflex duct, 2 fixing straps

\* Excluding POLO 150/PC

See Page 14 & 15  
for Installation Kits  
and Accessories



**ZONE 1**

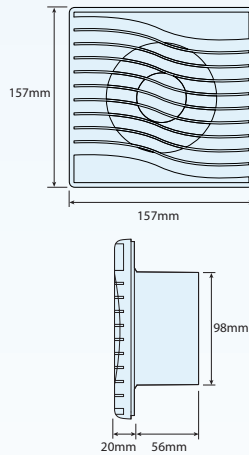
**ZONE 2**

## FALA 100

Low voltage for complete safety

For domestic showers, bathrooms and toilets.

- The FALA 100 has an attractive wave design in a white housing, and has a power on neon light.
- The fan is supplied with a 230V to 12V transformer, which is to be located away from the wet area and out of reach of the person using the bath or shower.
- Switching can be from light circuit with run on timer or PIR switch (see pages 14 & 15).
- Suitable for wall mounting only.
- These fans meet the Building Regulations requirement of 15 l/sec airflow for bathrooms and WC's, and can be safely installed within Zone 1 spray areas.



### Model Number

FALA/12V/TR

### Technical Details

- ▶ 12V supply from transformer
- ▶ Motor 15 watts, 0.10 amps, double insulated
- ▶ Motor protection rating IPX4
- ▶ Air volume 100m<sup>3</sup>/hr @ FID
- ▶ Sound level 40 dBA at 1 metre and 34 dBA at 3 metres
- ▶ Specific fan power 0.54 watts/litre/second
- ▶ Maximum operating temperature 40°C
- ▶ Case made from ABS plastic
- ▶ Fan weight 0.5kg, transformer weight 0.6kg.

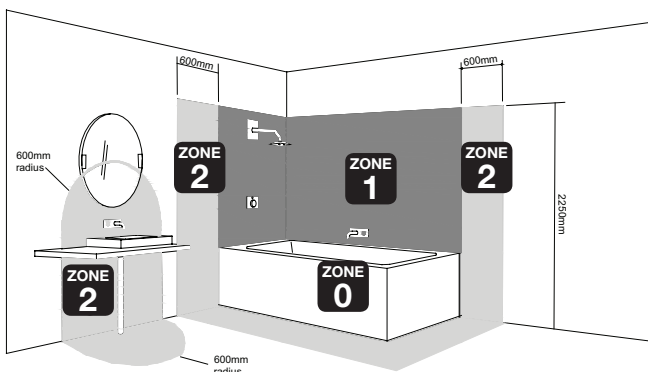
### Installation Kits

#### Part no. Items included

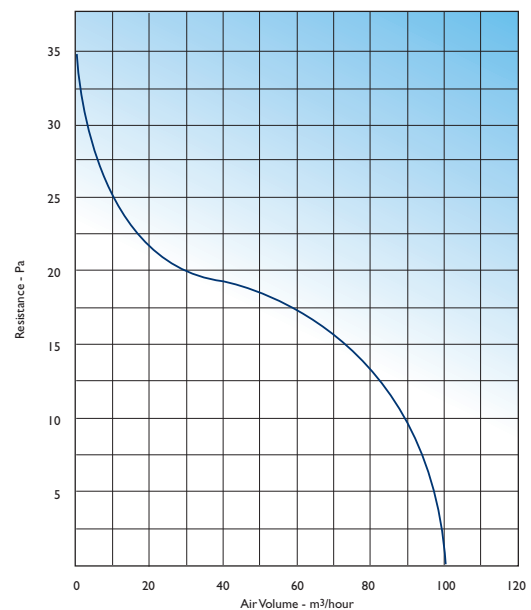
DMCWKT100 100mm white wall shutter, 100mm brown wall shutter, 500mm x 100mm wall tube

DMCWKT101 100mm white wall cowl, 100mm brown wall cowl, 500mm x 100mm wall tube

### Bathroom Zones



### FALA 100 Fan Performance



See Page 14 & 15 for Installation Kits and Accessories



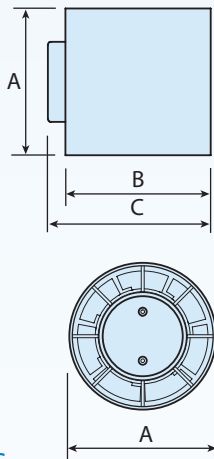
ZONE  
2

# EURO 100/150

## Domestic in-line duct fans

In-line duct fans for domestic applications including bathrooms, toilets, utility rooms, and air extract from bedrooms, cellars etc.

- Ideal for location in ceiling void or roof space.
- Available in two sizes – 100 and 150mm.
- Can be connected to the lighting circuit with a run on timer, or for use with a PIR switch.
- Buy EURO with an installation kit to suit your project.
- These fans meet the Building Regulations requirement of 15 l/sec airflow for bathrooms and WC's.
- EURO 150 has a particularly low specific fan power at 0.33 watts/litre/second.



### Dimensions - mm

Model Number	A	B	C
EURO 100	99	98	98
EURO 150	148	93	111

### Technical Details

- ▶ 230V AC @50Hz, 1 phase supply
- ▶ Motor protection rating IPX2
- ▶ Motor double insulated, earth not required
- ▶ Maximum operating temperature 40°C
- ▶ Made from ABS plastic

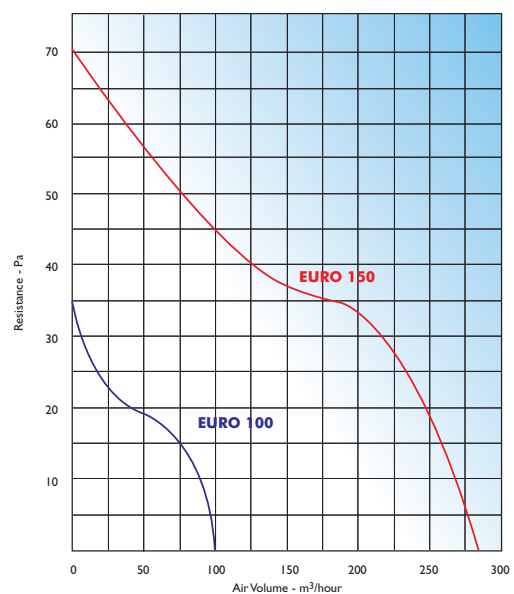
	EURO 100	EURO 150
Motor power, watts	15	25
Current consumption, amps	0.10	0.15
Specific fan power, watts/litre/second	0.54	0.33
Sound level, dBA, at 1 metre	45	53
Fan speed RPM	2650	2650
Weight, kg	0.45	0.55

### Installation Kits

#### Part no. Items included

DMDIKT 100	3 metres x 100mm Aluflex duct, 2 fixing brackets, 4 fixing straps, 90° bend, tube connector, 100mm ceiling valve, white 100mm wall shutter, brown 100mm wall shutter
DMDIKT 101	3 metres x 100mm Aluflex duct, 2 fixing brackets, 4 fixing straps, 90° bend, tube connector, 100mm ceiling valve, white 100mm wall cowl, brown 100mm wall cowl
DMDIKT 150	3 metres x 150mm Aluflex duct, 2 fixing brackets, 4 fixing straps, 90° bend, 150mm ceiling valve, white 150mm wall shutter, brown 150mm wall shutter
DMDIKT 151	3 metres x 150mm Aluflex duct, 2 fixing brackets, 4 fixing straps, 90° bend, ceiling valve, 150mm white wall cowl, 150mm brown wall cowl

### EURO 100 & 150 Fan Performance



See Page 14 & 15  
for Installation Kits  
and Accessories

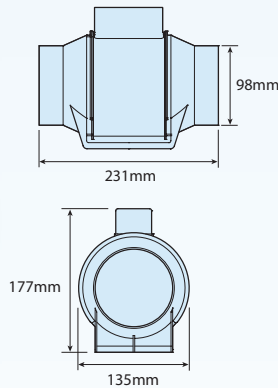


## TURBO 100

Quiet and efficient  
in-line duct fans

In-line duct fan for domestic applications including bathrooms, toilets, utility rooms, and air extract from bedrooms, cellars etc to improve ventilation.

- The TURBO 100 has a two speed motor setting (fixed at installation) - ideal for use in a roof space or ceiling void.
- TURBO 100 has an integral mounting bracket and quick release clips for motor removal, and can be connected into the lighting circuit with a run on timer, or for use with a PIR switch.
- An installation kit is available with 3 metres of flexible ducting, four fixing straps, ceiling valve and wall cowl or louvre.
- An LD 100 Silencer should be used for very quiet environments.



### Model Number

TURBO 100

### Technical Details

- ▶ 230V AC @50Hz 1 phase supply
- ▶ Product rating IPX2
- ▶ Motor double insulated, earth not required
- ▶ Maximum operating temperature 40°C
- ▶ Case made from ABS plastic
- ▶ Weight 1.5kg

	High speed (160 m3/h)	Low speed (140 m3/h)
Motor power, watts	43	28
Current consumption, amps	0.20	0.13
Specific fan power, watts/litre/sec	0.97	0.72
Sound level, dBA, at 1 metre	57	54
Fan speed RPM	2500	2100

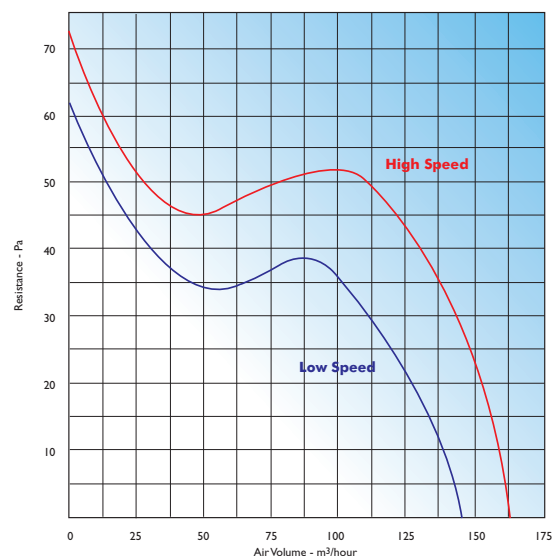
### Installation Kits

#### Part no Items included

DMDIKT 100 3 metres x 100mm Aluflex duct, 2 fixing brackets, 4 fixing straps, 90° bend, tube connector, 100mm ceiling valve, white 100mm wall shutter, brown 100mm wall shutter.

DMDIKT 101 3 metres x 100mm Aluflex duct, 2 fixing brackets, 4 fixing straps, 90° bend, tube connector, 100mm ceiling valve, white 100mm wall cowl, brown 100mm wall cowl.

### TURBO 100 Fan Performance



See Page 14 & 15  
for Installation Kits  
and Accessories





# MERA 250

## The reversible wall fan

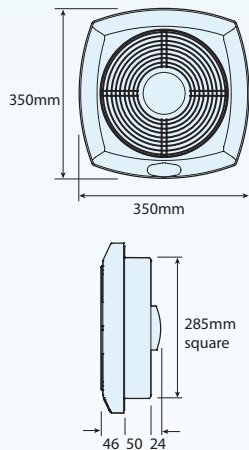
This unique fan has pull cord operation for supply or extract airflow, and when stopped the blades close to seal against draughts.

- Providing a robust 680 m<sup>3</sup>/hr of air, it is ideal for use in shops, bars and restaurants, games rooms, offices and storage areas to provide refreshing air movement in a hot or stuffy environment.
- The MERA 250 is suitable for mounting on a wall with an external cowl or fixed blade louvre.



### Model Number

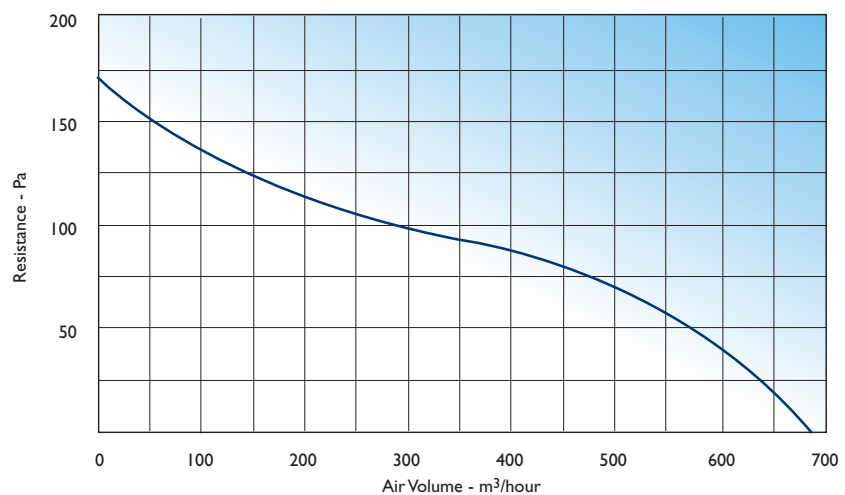
MERA 250/PC



### Technical Details

- ▶ 230V AC @50Hz, 1phase supply
- ▶ Motor 36 watts, 0.15 amps, double insulated, earth not required
- ▶ Fan speed 1420 RPM
- ▶ Motor protection rating IPX2
- ▶ Motor has ball bearings for long life
- ▶ Sound level 48 dBA at 1 metre and 42 dBA at 3 metres
- ▶ Specific fan power 0.189 watts/litre/second @ FID.
- ▶ Maximum operating temperature 40°C
- ▶ Case made from ABS plastic
- ▶ Weight 3.0 kg.

### MERA 250 Fan Performance

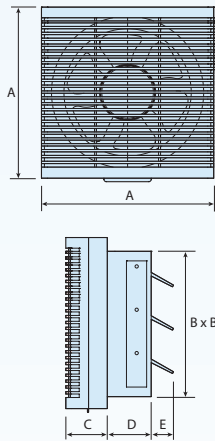


See Page 14 & 15  
for Installation Kits  
and Accessories



## VENA 240/290

### Commercial and light industrial wall fans



#### Dimensions - mm

Model Number	A	B	C	D	E
VENA 240/BS/PC	295	240	81	90	37
VENA 290/BS/PC	340	290	85	90	30

Wall mounting extract fans for commercial and light industrial use

- Ideal for storage areas, canteens, shops, changing rooms, public houses, warehouses, industrial spaces, post rooms etc wherever stuffy air or odours persist.
- Simple to operate using a pullcord, both units have gravity operated shutters to prevent backdraughts when not in use.
- VENA 240 and VENA 290 units are manufactured in zinc coated steel with a powder coat finish, and have an ABS plastic guard and impellor. The guard is easy to remove and clean.
- The units are designed to be mounted on a wall with a cowl or louvred outlet. They can be ducted to atmosphere with up to 100 Pa of resistance at a reduced airflow.

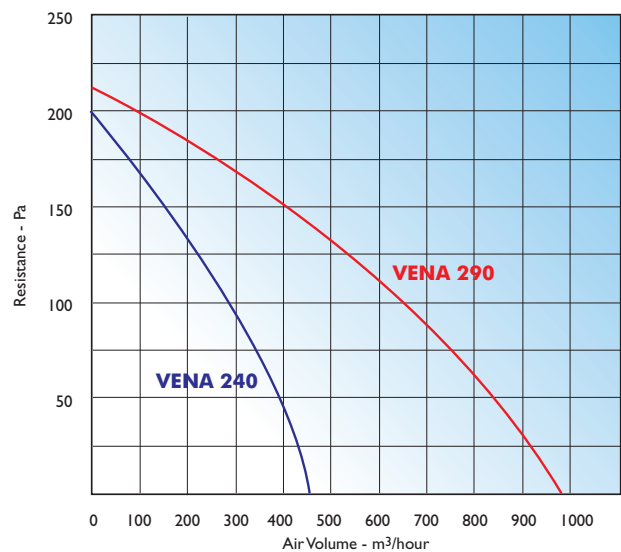
#### Technical Details

	VENA 240	VENA 290
Motor power, watts	30	50
Current consumption, amps	0.13	0.16
Fan speed, RPM	1420	1420
Fan diameter, mm	215	267
Sound level, dBA at 1 metre	57	63
Specific fan power watts/litre/second	0.25	0.185
Weight, kg	2.5	3.0
Motor protection rating	IPX2	IPX2
Maximum operating temperature °C	40	40

230V AC @ 50Hz, 1 phase.

The motors have ball bearings for long life.

#### VENA 240 & 290 Fan Performance



See Page 14 & 15 for Installation Kits and Accessories




# LIMPET

## 170/240/300

### Super quiet ceiling mounted extract fans

LCE 170



LCE 240



LCE 300



Ceiling mounted extract fan with air inlet grille on underside and direct drive centrifugal fan.

- Super quiet running.
- Operate from PIR, time clock or light switch.
- High impact plastic case.
- High temperature cut-out.
- Ceiling mounted extract fan with air inlet grille on underside and direct drive centrifugal fan.
- Options include vandal proof grille, standard ceiling grille, wall outlet shutters.

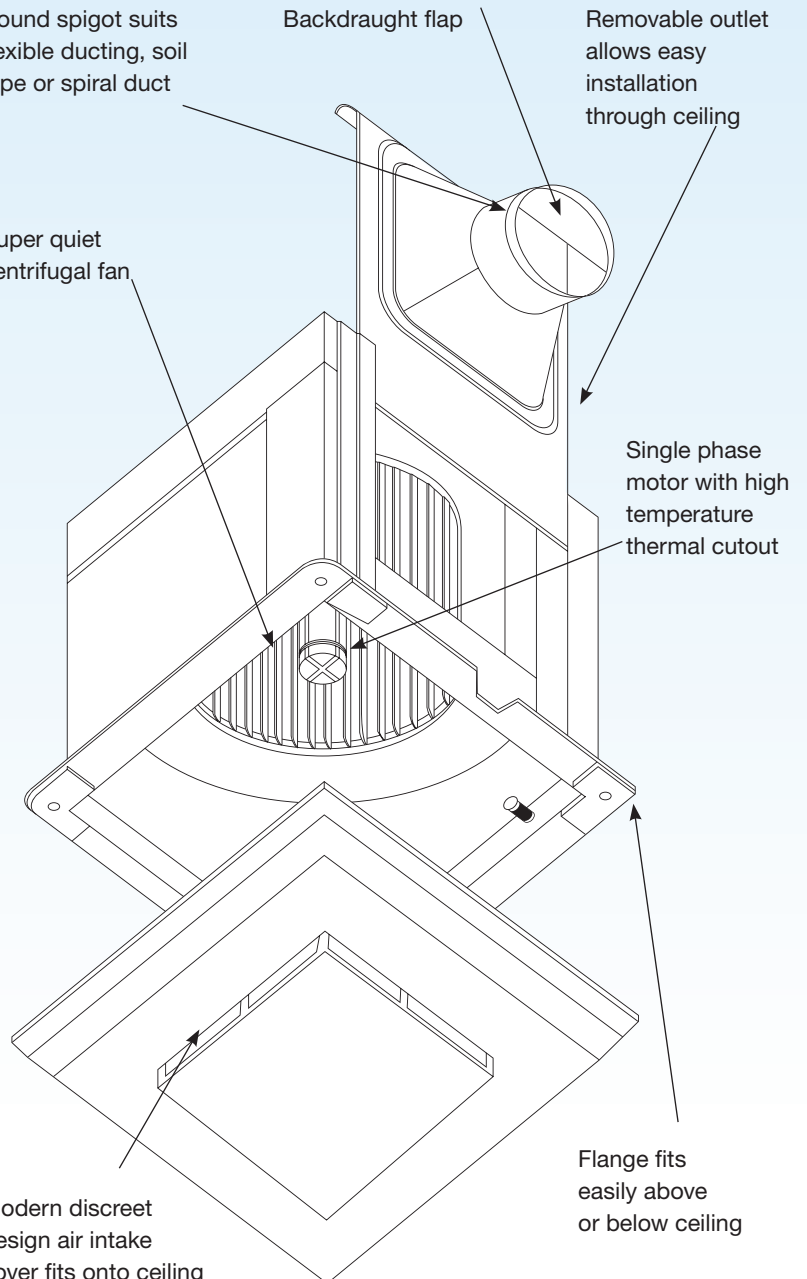
Round spigot suits flexible ducting, soil pipe or spiral duct

Backdraught flap

Removable outlet allows easy installation through ceiling

Super quiet centrifugal fan

Single phase motor with high temperature thermal cutout



Modern discreet design air intake cover fits onto ceiling

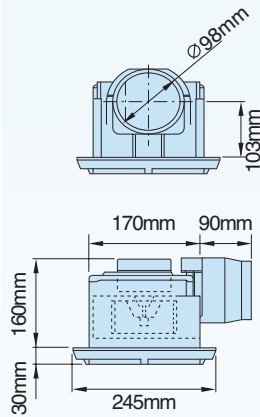
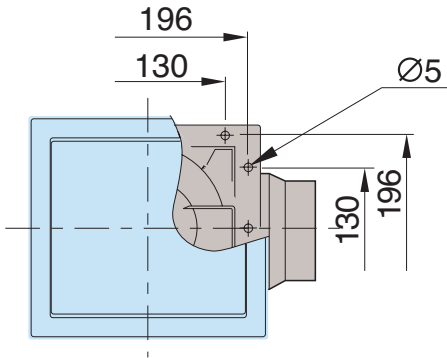
Flange fits easily above or below ceiling

See following pages for further information on LIMPET

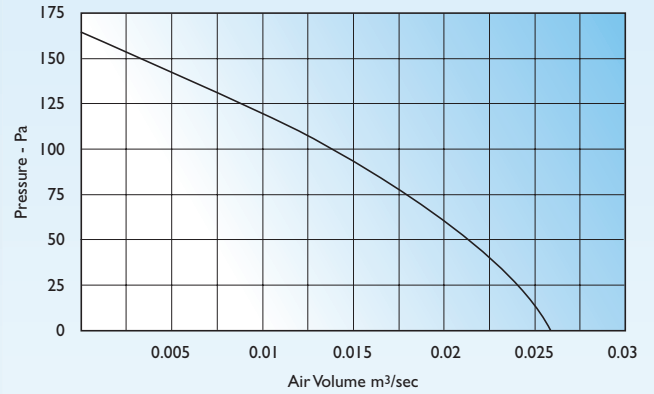
## LIMPET 170/240/300

Dimensions - mm

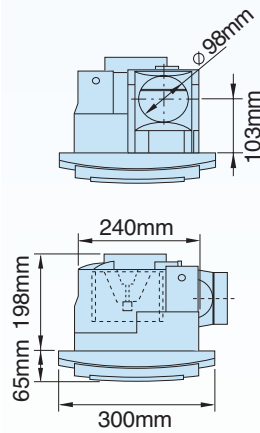
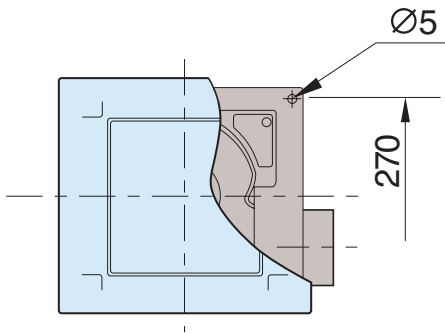
### LCE 170



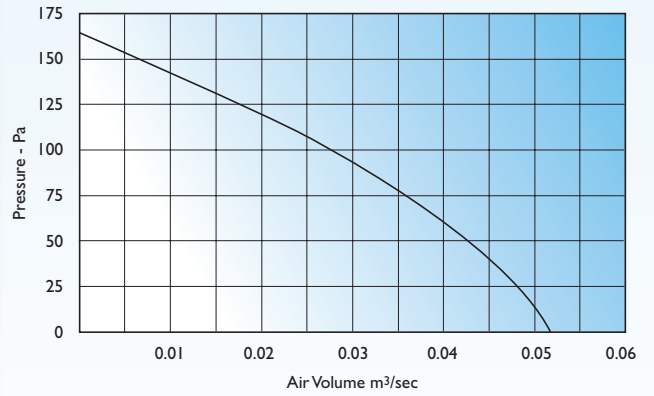
### LIMPET 170 Fan Performance



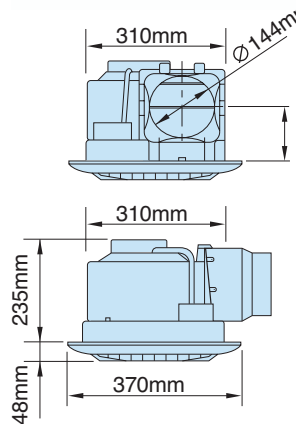
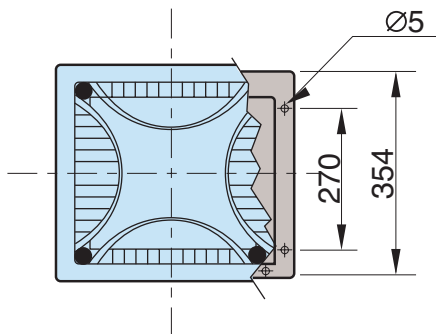
### LCE 240



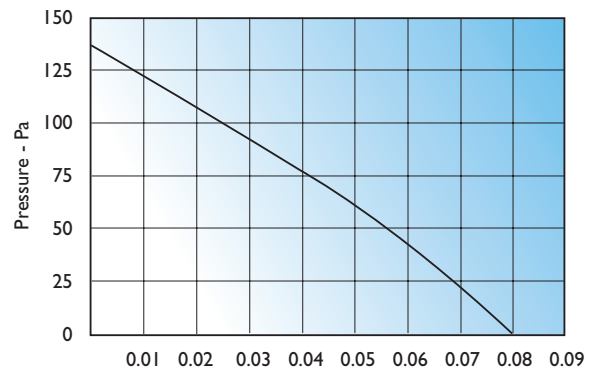
### LIMPET 240 Fan Performance



### LCE 300



### LIMPET 300 Fan Performance



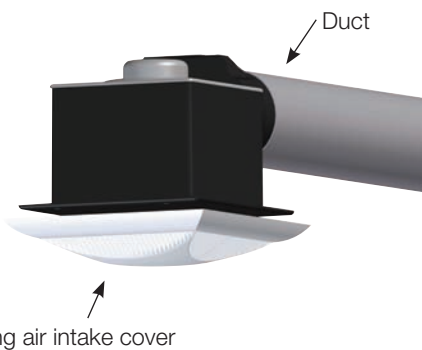
## LIMPET Options

Model	Motor Output Watts	Full Load Current Amps	Fan Speed	Weight Kg	dBA @ 3 metres
LIMPET 170	13	0.11	1261	2.6	28
LIMPET 240	30	0.14	1050	3.4	32
LIMPET 300	36	0.17	711	4.2	34

### Long Angles

LIMPET unit, supplied with 2 595mm long angles to facilitate installation on ceiling tiles.

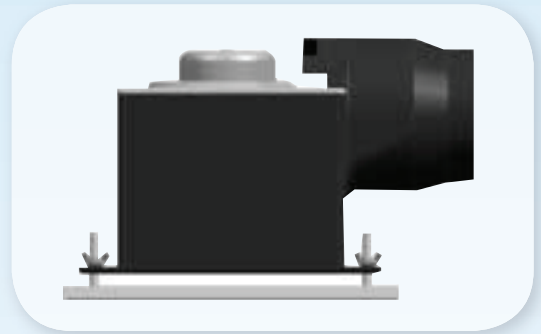
**Part no.**  
LCSM1010



### Vandal Proof Inlet Grille

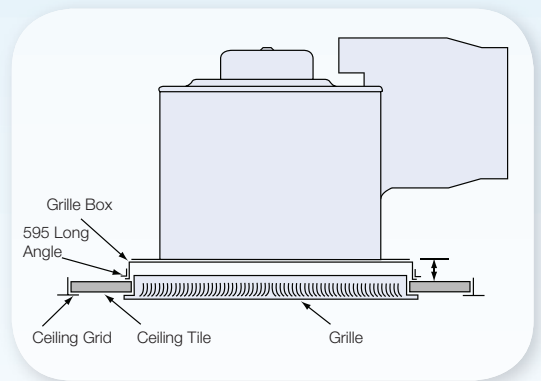
1.2mm thick steel with no visible fixings, finished in tough white powder coat.

**Part no.**  
LCEVG170  
LCEVG240  
LCEVG300



### Alternative Inlet Eggcrate Grille

**Part no.**  
LCEEG170  
LCEEG240  
LCEEG300



## Installation Kits

### Part no. Items included

#### LCE 170

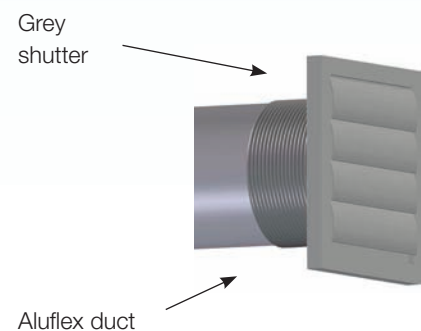
LCEWS170 100mm grey shutter, 95mm x 100mm Aluflex duct.

#### LCE 240

LCEWS240 100mm grey shutter, 95mm x 100mm Aluflex duct.

#### LCE 300

LCEWS300 150mm grey shutter, 135mm x 150mm Aluflex duct.



See Page 14 & 15  
for Installation Kits  
and Accessories



## Installation Kits & Accessories

### Control Accessories



**Wall Mounted PIR Switch**  
Part No: ESPIR/W1



**Run on Timer**  
Part No: RT400 or RT401



**Ceiling Mounted PIR Switch**  
Part No: ESPIR/C1

### Example TURBO 100 Installation Kit



**TURBO 100**

### DMDIKT100 Installation Kit



**Wall Shutters**  
(White & Brown)



**Ceiling Valve**



**90° Bend**



**Aluflex Ducting**  
(3 metres x 100mm)



**Tube Connector**




**Fixing Straps x 4**



**Fixing Brackets x 2**

	Installation Kits		Cowl/Shutter/Louvre			
	Install Kit		Wall Shutter - 100 or 150mm	Wall 100		
	Part Nos	Diameter - mm				
	DMCWKT100	100	•	•		
	DMCWKT101	100				
	DMDTKT100*	100	•	•		
	DMDTKT101*	100				
<b>POLO 100</b>						
	DMCWKT150	150	•	•		
	DMCWKT151	150				
	DMDTKT150*	150	•	•		
	DMDTKT151*	150				
<b>POLO 150</b>						
	DMCWKT100	100	•	•		
	DMCWKT101	100				
<b>FALA 100</b>						
	DMDIKT100	100	•	•		
	DMDIKT101	100				
<b>EURO 100</b>						
	DMDIKT150	150	•	•		
	DMDIKT151	150				
<b>EURO 150</b>						
	DMDIKT100	100	•	•		
	DMDIKT101	100				
<b>TURBO 100</b>						
	DMEX7254	250				
<b>MERA 250</b>						
	DMEX7254	250				
<b>VENA 240</b>						
	DMEX7304	300				
<b>VENA 290</b>						
	LCEWS170	100				•
<b>LIMPET 170</b>						
	LCEWS240	100				•
<b>LIMPET 240</b>						
	LCEWS300	150				•
<b>LIMPET 300</b>						

\* Excluding POLO 100/PC and POLO 150/PC



			Ducting					Valve	Fixings	
Cowl - or 150mm		Louvre	500mm Cavity Wall Tube - 100 or 150mm	3 metre Aluflex 100/150mm	Aluflex - 95 or 135mm 100/150mm	90 Degree Bend - 100 /150mm	Tube Connector	Ceiling Valve	Fixing Straps	Fixing Brackets
•	•		•			•	•		x2	
•	•		•	•		•	•		x2	
•	•		•	•		•			x2	
•	•		•							
•	•			•		•	•	•	x4	x2
•	•			•		•		•	x4	x2
•	•			•		•	•	•	x4	x2
		•								
		•								
		•								
					•					
					•					
					•					



## Other products and services from the complete range of VES HVAC solutions:

### Air Handling Units:

- Supply and extract, combined or separate.
- Heat recovery including crossflow plate heat exchangers, thermal wheel, run-around coils.
- Plantroom or weatherproof, flat or stacked.
- Fitted silencers, fitted inverters and controls.
- Matching DX condensing units.
- Various case constructions including EN 1886 certified units.

### Duct Fans:

- In-line centrifugal, with forward or backward curved impellers.
- Round fans, axial and mixed flow fans.
- Fitted silencers available all units.
- Manual and automatic speed controllers available.

### Twin Fans:

- For ceiling void, plantroom, and weatherproof.
- Many models and configurations.
- Fitted auto-changeover system.

### Roof Extract Units:

- Three ranges for volume and pressure.
- Curb and soaker sheet bases.

### Wall and Ceiling Fans:

- All types for commercial, industrial and domestic premises.

### Kitchen Hood Extract Fans:

- Heavy duty high temperature fans for hot greasy air.
- Motors out of airstream.
- Single inlet fans, in-line and vertical jet roof units.

### Control Panels:

- Off the shelf and built to order panels.
- Air quality sensors and energy savers.
- Intelligent control software.
- A range of remotes including touch screen.

### Noise Control:

- Matching silencers available for all ventilation products.
- Silencers designed to meet noise criteria.
- Cleanable silencers.
- Weatherproof silencers.

### Specialist Site Services:

- Plant refurbishment.
- Energy saving upgrades.
- Noise reduction.
- Site surveys.
- Kitchen ventilation.
- AHU flat pack installation.
- Maintenance.
- Spares.



© 2010 VES  
Issue DF02 - 09/2010

ISO 9001:2008  
Cert. No. Q05375



VES reserve the right to amend product specifications and details without notice.