

Centrette

Centrifugal fan roof units



- Supply or extract configuration
- Duty range 0.02 to 1.2m³/sec with pressures to 400Pa
- Low silhouette roof terminals
- Fitted isolator and flanged connection



Air Movement Specialists



Specification Details

Centrette units are available for both supply and extract ventilation.

Model CTE - extract units

Model CTS - supply units

- The extract units are fitted with a backdraft flap, the supply units have an optional top access filter below the cowl.
- The roof terminal is made in GRP, standard colour light grey to BS00A05. Any other colour can be supplied at extra cost. The GRP conforms to BS 3532 type C as standard but may also be supplied to BS 3532 type E having fire retardant characteristics in accordance with BS 476 Part 7.
- Standard units supplied to suit a curb upstand on roof, but soaker sheet bases also available to suit corrugated roof profiles.
- The fans are forward curved centrifugal, direct driven by 230 volt 1 phase 50 Hz motors. The motors are fitted with automatic high temperature cut out protection and can be speed controlled using VES speed regulators. The motors are prewired to a two pole local isolator positioned adjacent to the duct connection flange.
- The CTS filter is rated grade G3, glass fibre filament disposable cell type. Resistance to airflow through clean filter is negligible.
- Performance guaranteed - units tested to BS 848 Part 1. Our Technical Department can advise Specific Fan Power of units at any duty point.

To specify the model required:

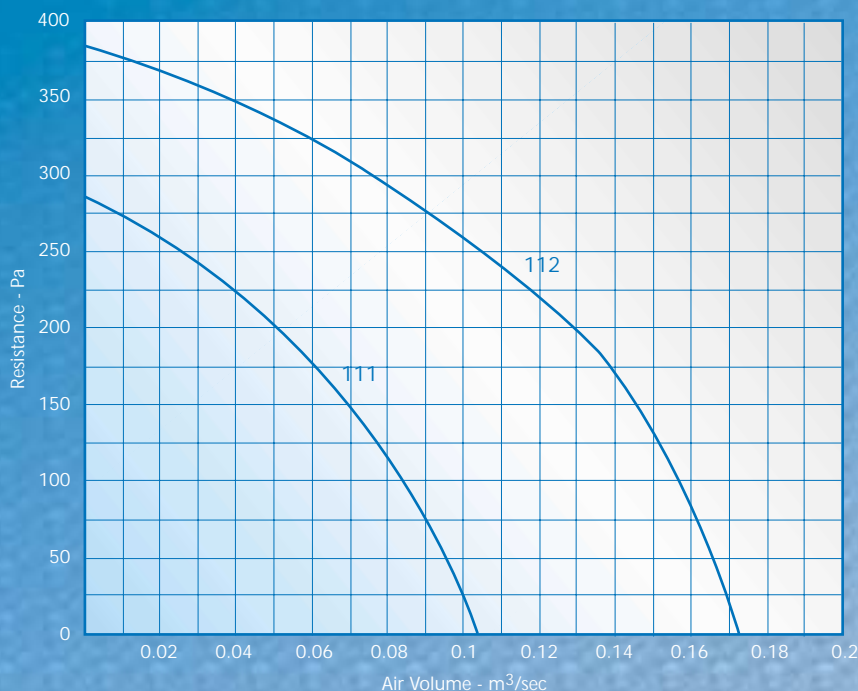
State CTE extract or CTS supply unit c/w model size
i.e. CTE 213.

If filter required on CTS unit add suffix F i.e. CTS 315/F

State special colour GRP, preferably with actual British Standard or RAL colour number.

State speed controller model number if required.

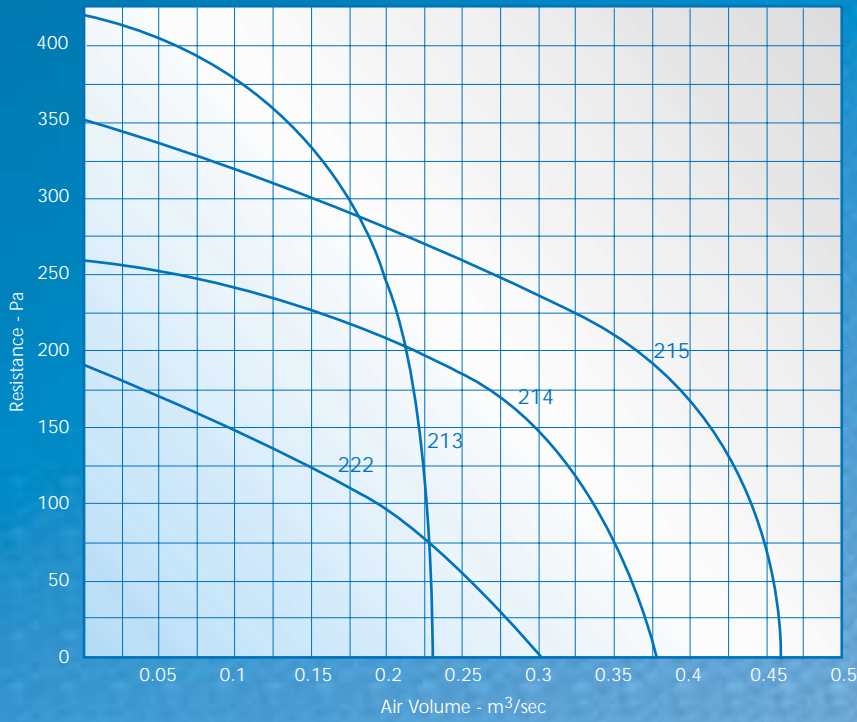
Fan Curves



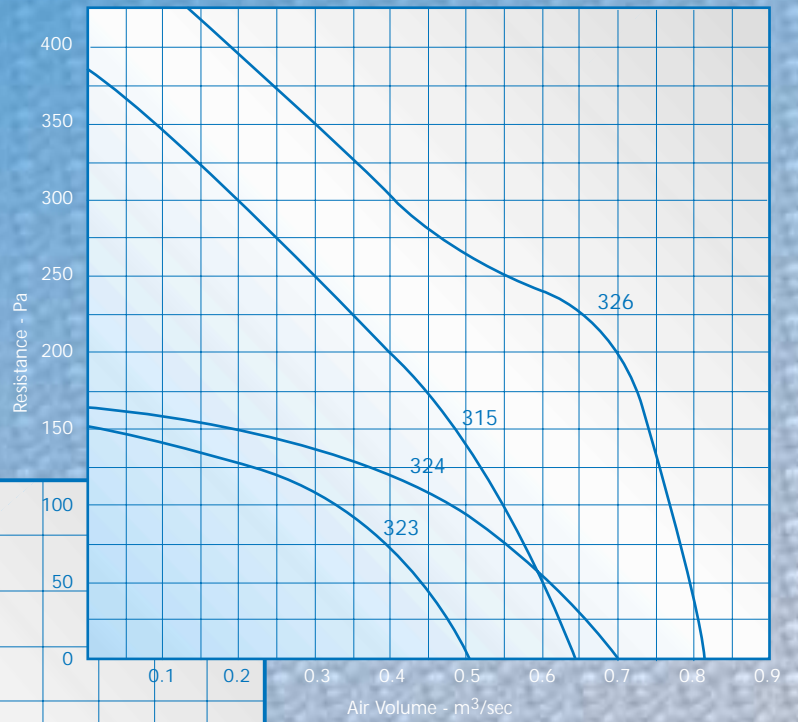
CTE 1

CTS 1

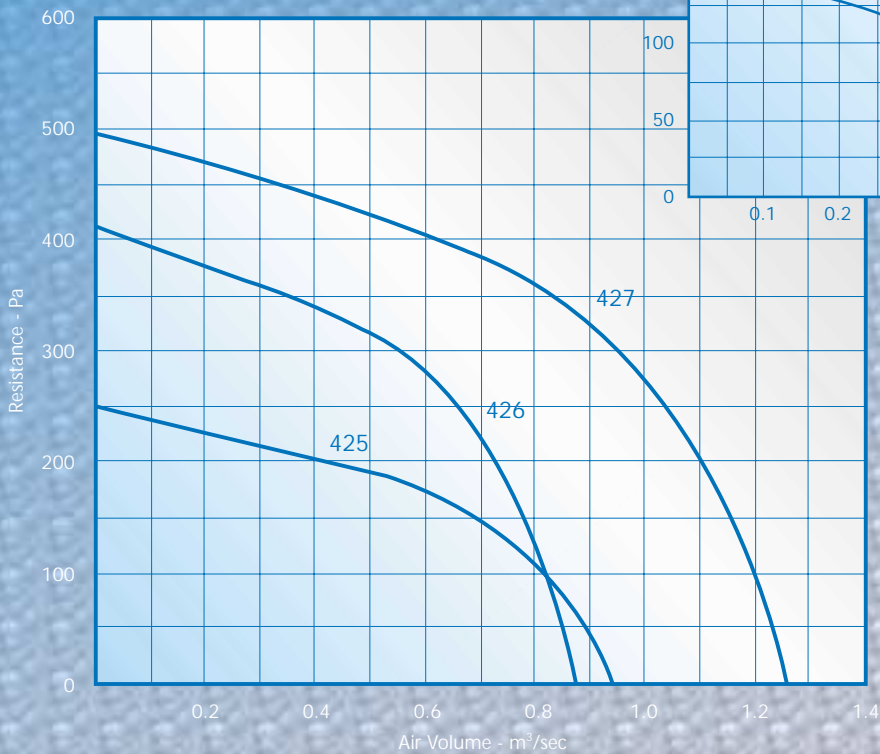
Fan Curves

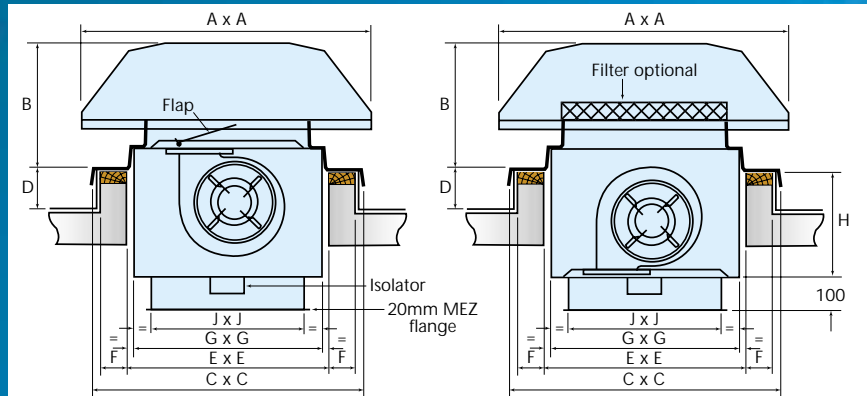


CTE 3
CTS 3



CTE 4
CTS 4





Dimensions

CTE/CTS Unit	A	B	C	D	E	F	G	H	J	Filter Ref	Max Wt kg
111/112	510	240	446	125	330	35	310	170	210	CTDF1	12
213/214/215/222	635	305	610	125	457	50	420	267	320	CTDF2	22
315/323/324/326	864	381	840	125	610	75	560	337	450	CTDF3	41
425/426/427	1092	483	925	125	730	75	710	370	600	CTDF4	58

Electrical Details

Model CTE/CTS	VES Fan Ref	Motor Input Watts	FLC amps max.	Fan Speed RPM	Speed Controller	
					Electronic	Transformer
111	AL 121	117	0.47	1590	-	T1
112	AL 221	230	0.96	1365	-	T1
213	AL 321	330	1.33	1945	V20	T4
214	AL 441	400	1.75	1280	V20	T4
215	AL 541	340	3.10	1380	V65	T4
222	GZ 241	245	1.20	1280	V20	T4
315	AL 541	698	3.33	1380	V65	T4
323	GZ 361	339	1.66	860	-	T4
324	GZ 461	508	2.40	860	V65	T4
326	GZ 641	1115	4.90	1380	V65	T8
425	GZ 561	775	3.70	860	V65	T4
426	GZ 641	1260	5.55	1380	V65	T8
427	GZ 741	1780	7.70	1380	-	T8

Noise Levels

Model CTE/CTS	Sound Power Level Spectrum dB re 10 ⁻¹² w. P								SPL dBA*	Recommended Silencer	Product Leaflet for Silencer
	Centre Frequency - Hz										
	63	125	250	500	1k	2k	4k	8k			
111	73	64	59	59	66	65	64	64	54	ALS 2 or WA 100	Airline Weathermaster
112	72	65	59	63	70	68	67	66	57		
213	76	74	69	70	73	70	69	69	61	ALS 4 or WA 200	Airline Weathermaster
214	75	72	68	63	70	67	66	67	58		
215/315	78	77	76	76	79	77	75	77	67		
222	69	66	58	57	57	55	53	49	46	VA 2	Sam
323	69	66	59	58	58	56	54	50	47		
324	69	70	64	69	69	57	65	61	58		
326/426	75	76	70	72	75	75	73	67	64	VA 4	Sam
425	71	70	64	68	69	57	66	60	58		
427	73	75	68	72	74	73	70	65	62		

* At 3 metres from roof terminal, free field.



Air Movement Specialists

VES Andover Limited
Eagle Close, Chandlers Ford Industrial Estate,
Chandlers Ford, Eastleigh, Hampshire SO53 4NF

Tel: 08702 40 43 40
Fax: 08702 40 45 50
e-mail: vesltd@ves.co.uk
www.ves.co.uk

VES reserve the right to amend product specifications and details without notice.



ISO 9001-2000
Cert. No. Q5375

© 2004 VES Andover Ltd.
Issue 1 - 03/2004